

# VIC-20

## COLOUR COMPUTER



## VITAL INFORMATION

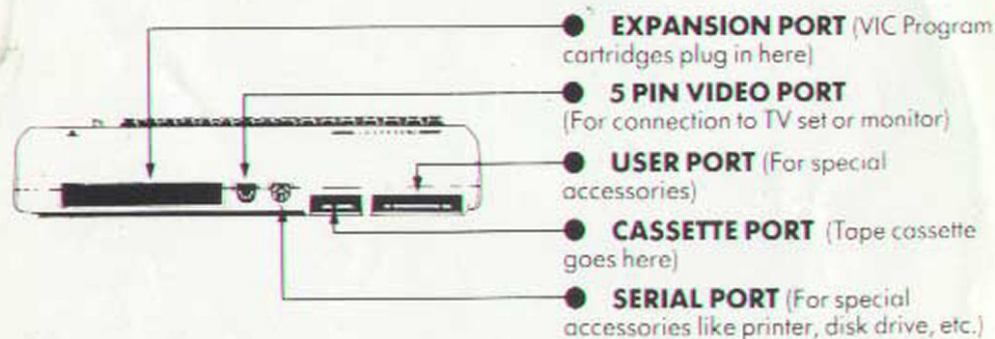
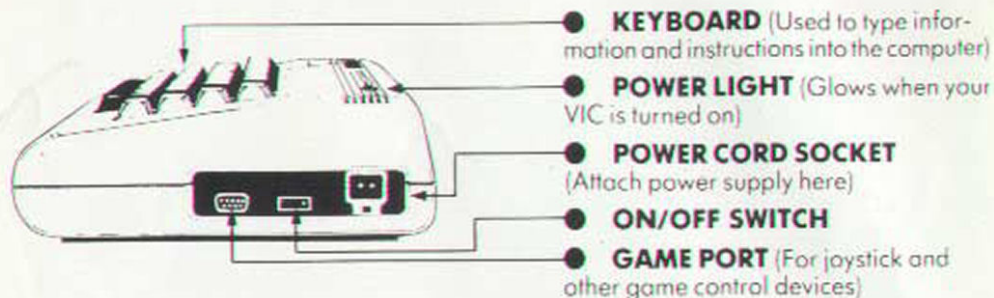
 **commodore**  
COMPUTER



# HOW TO CONNECT YOUR VIC

Welcome to computing! The following step-by-step instructions show you how to unpack the VIC, connect it to your television set and make sure it's working properly.

## Let's begin by taking a quick look at the VIC 20:



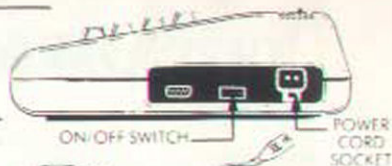
**1:** Check the contents of your VIC container. You should find the following items:

- VIC 20 Personal Computer
- Power Supply (large box with 2 cords coming out of it)
- RF Modulator (small metal box) and cable
- Coaxial cable with plugs.

**2:** You will need 2 *electrical outlets* (sockets) — one for the VIC and one for your television set.

**3:** Position the VIC and Television set so you can use the keyboard comfortably while viewing the television screen . . . ideally, a tabletop or desk.

- 4:** Find the ON/OFF switch on the right hand side of the VIC. Make sure it's in the "OFF" position.



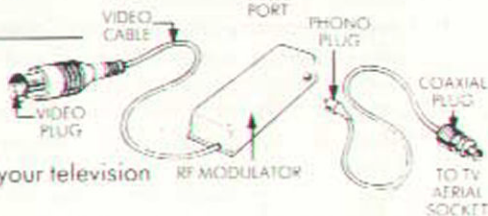
- 5:** There are two cords coming out of the power supply box. Plug the power supply cord into an electrical outlet and plug the other cord into the power cord socket on the side of the VIC. NOTE: The power supply remains "on" while plugged in so you should unplug it when not in use.



- 6:** Connect the video cable to the back of the VIC and to the RF Modulator box, as shown. Make sure to connect it to the video port and not to the 6-pin serial port, which is next to it.



- 7:** Connect the TV Modulator to your television set by means of the lead supplied — the phono plug fits into the modulator and the other end connects to the UHF socket on your television by means of a coaxial plug.



- 8:** Turn on the TV set. The RF modulator has a switch which allows selection of either Channel 0 or Channel 1. Select either channel on your TV set.

- 9:** Turn on the VIC (the red power light on the top of the computer should come on). If the power light does not glow, consult the accompanying chart.

- 10:** Tune the television until a sharp image is obtained. The fine tuning on your television may need some adjustment. Here is what you should see on the screen — sometimes it takes a second or two to activate. If you don't get the following display on your screen, turn the computer off, wait a few seconds and turn it on again.



- 11:** Adjusting the colour and tint/hue depends on the colour controls provided on your television set — naturally, sets with better controls yield better colour. Some sets show some colours better than others.

- 12:** If you have trouble with any of these steps, consult the accompanying troubleshooting chart.

**NOW YOU ARE READY TO START USING THE VIC 20**

NOTE: You can use a monitor instead of a television set — in which case you can go directly from the VIC to the monitor cable, without the RF Modulator.



# TROUBLESHOOTING CHART

SYMPTOM	CAUSE	REMEDY
NO PICTURE (POWER LIGHT OFF)	VIC not "on"	Make sure power switch is in "on" position
	VIC not plugged in	Check power socket next to power switch
	Power supply not plugged in Bad fuse in VIC	Check connection with wall outlet Take VIC to your Authorised Commodore Service Centre for replacement of fuse*
NO PICTURE (POWER LIGHT ON) (Try turning VIC off for a few seconds, then back on)	TV on wrong channel	Check Channel for picture
	Incorrect hookup	VIC hooks up to "UHF" socket on TV (the aerial socket)
	Modulator not plugged in	Check connection at 5-pin Video Port
	Video cable not connected	Check connection on modulator
PICTURE WITHOUT COLOUR	Poorly tuned TV	Retune TV
PICTURE WITH POOR COLOUR	Bad colour adjustment on TV (see "picture without colour")	Adjust colour/hue/brightness controls on TV
PICTURE WITH EXCESS BACKGROUND NOISE	TV volume up too high (see "picture without colour")	Adjust volume of TV
PICTURE OK, BUT NO SOUND	TV volume too low	Adjust volume of TV



\* The VIC uses a 3 amp SLO-BLO fuse.



# COMMODORE MAGAZINE

Complete this subscription form and survey and post promptly with your remittance to receive your Commodore Magazine.

## What is your primary area of computing interest?

- Self teaching
- Education
- Recreation & Hobby
- Small business
- Telecomputing/Timesharing
- Engineering/Electronics

## What two features attracted you most to the VIC system?

- |  |  |
|--|--|
| <input type="checkbox"/> Low price         | <input type="checkbox"/> Accessories             |
| <input type="checkbox"/> User friendliness | <input type="checkbox"/> Colour Graphics         |
| <input type="checkbox"/> Software          | <input type="checkbox"/> Sound                   |
| <input type="checkbox"/> Games             | <input type="checkbox"/> Size                    |
| <input type="checkbox"/> Expandability     | <input type="checkbox"/> Self-teaching materials |

## How old are you?

- Under 15 years
- 15 - 17
- 18 - 21
- 22 - 29
- 30 - 49
- Over 50

## How many people will use your VIC?

- 1
- 2
- 3 - 9
- 10 - 19
- 20 and over

## Where did you buy your VIC product?

- Computer store
- Department store
- Electronics store
- Audio/Video store
- Mail order
- Other (specify) \_\_\_\_\_

## Commodore Magazine Subscription

Name: \_\_\_\_\_ Date: \_\_\_\_\_

Address 1: \_\_\_\_\_

Address 2: \_\_\_\_\_

Suburb: \_\_\_\_\_ Postcode: \_\_\_\_\_ Country: \_\_\_\_\_

Amount Enclosed: \_\_\_\_\_

Please register my subscription for \_\_\_\_\_ (year)

### Make Payment to:

Commodore Magazine,  
P.O. Box 336,  
Artarmon, NSW 2064. Australia.

### Office use only

Acct: \_\_\_\_\_

Ref: \_\_\_\_\_

Amount: \_\_\_\_\_

Subs #: \_\_\_\_\_

# VIC-20

## FROM THE LEADING MANUFACTURER OF A FULL RANGE OF DESKTOP COMPUTERS:

- Established almost a quarter of a century ago, Commodore is an international company specializing in high technology.
- Commodore is the only personal computer company with a full line of computers—from the VIC-20 to the economical PET and CBM to our incredible new SuperPET computer, offering the capabilities of a mainframe system at the low cost of a desktop computer.
- Commodore is the only U.S. personal computer company that manufactures its own microprocessors—the “heart” of all personal computers. As a result, Commodore’s computer system is more affordable.
- Commodore’s proprietary “6502” microprocessor is so technologically advanced and reliable that it’s used in many competitive systems.
- With over a quarter of a million computers sold worldwide, Commodore is proven for performance and reliability.

 **commodore**  
COMPUTER

P.O. Box 336, Artarmon  
N.S.W. 2064 Australia  
Telephone: (02) 437 6296



# COMMODORE MAGAZINE

If you are a first-time computer user, programmer, technician, manager or teacher, the **COMMODORE MAGAZINE** has information for you.

As new products, accessories and programs become available, you will read about them in the **COMMODORE MAGAZINE**, and you will learn how to write and improve your own programs.

The **COMMODORE MAGAZINE** is an effective method of sharing current information, ideas, programming techniques, hardware interfacing, and cost effective applications relating to the VIC computer, and between owners, users and the manufacturer.

The **COMMODORE MAGAZINE** contains articles pertaining to product news, details on available software, time saving tips on programming (with listings), peripherals and attachments, new products and upgrades, and other sources of VIC information.

Users are encouraged to submit articles for publication in the **COMMODORE MAGAZINE** and to address any problems that may exist to the Editor for reply and comment.

The subscription fee is for one calendar year (8 issues). Your membership will be backdated to the beginning of the calendar year in which the subscription is received. All backdated issues will be sent immediately, and thereafter you will receive subsequent issues automatically. Single issues can be ordered by quoting the Volume and Issue number.

	AUSTRALIA	OVERSEAS
Annual Subscription	\$30.00	\$38.00
Single Issue	\$ 5.00	\$ 6.00
Volume 1 - 1981		
Volume 2 - 1982		

## USER GROUPS

Clubs have been established to allow Commodore enthusiasts to get together and discuss all aspects of the Commodore world.

Each club is independently run and has the full support of Commodore. Regular club meetings provide news, ideas, training applications and programs relation to the Commodore product range. The user group is an information exchange between Commodore and the users.

Space is allocated in the **COMMODORE MAGAZINE** for each club to contribute information, announcements, programs etc. Members are encouraged to participate in this magazine, and also the software competition.

### How does the club communicate?

Monthly meetings and regular special meetings allow Commodore Users to meet and exchange information. The meetings provide training, experience, problem solving and more.

### Who joins the user club?

Members consist of a wide range of the general public - Students, University Lecturers, Salesmen, Electronic Engineers, Businessmen, Hobbyists to name a few. Although the group is varied the one thing in common is an interest in the Commodore product range.

### Can I join without owning a Commodore computer?

Yes. Many of the members are users of Commodore computers that are owned by their Company, School or College. Many people are thinking about purchasing a computer. The same information is provided to all members, regardless of their status in the club.

### How much does it cost to join?

Membership is open to anyone with an interest in microcomputers. There are several classes of membership, and details can be obtained from the respective clubs.

### Where can I obtain further information?

Western Australia Commodore Computer Users Association P.O. Box 38, Inglewood, W.A. 6502

The Commodore Computer Users Association G.P.O. Box 4721, Sydney, N.S.W. 2001

South Australian Commodore Users Group C/- President, 9 Navilla Ave., Clarence Gardens, S.A. 5039

Brisbane Users Group P.O. Box 127, Stonas Corner, QLD. 4120

ACT Pet User Group C/- President, 13 Oliver Street, Lyneham ACT, 2602

# WARRANTY

Commodore VIC 20 Personal Computer System and associated Commodore Computer Programs ("VIC")

- (a) Commodore warrants to the original purchaser (the "Purchaser") that the VIC sold to the Purchaser shall be free from defects in materials and workmanship for a period of 90 days from the date of purchase by the Purchaser. In the event that a defect covered by this warranty is discovered within this 90 day warranty period Commodore will, at its option, either repair or replace the VIC upon delivery of the defective VIC by the Purchaser to the Commodore dealer from whom the VIC was purchased. Any claim under this warranty must be made by the Purchaser to such dealer within the 90 day period. All transport charges incurred by either the Purchaser or Commodore in connection with a claim under this warranty shall be paid by the Purchaser.

The foregoing warranty (the "Warranty") does not apply in the following cases:-

- (i) defects, damage or malfunctions suffered by or existing in the VIC resulting from improper handling, accident or act of God, misuse or abuse of the VIC by any person other than Commodore, failure of electrical power or failure of air conditioning; or
  - (ii) defects, damage or malfunctions suffered by, or existing in the VIC and developing while in transit for repairs; or
  - (iii) where repairs or modifications of the VIC are attempted or carried out by any person not authorised by Commodore; or
  - (iv) any other defects damage or malfunctions not due to defects in materials or workmanship of the VIC.
- (b) Subject to (c) below all terms, conditions, representations, warranties and obligations regarding the VIC, whether express or implied other than those expressly provided herein are excluded. Commodore shall not, except as expressly provided herein, be liable for any form of damages whether direct, indirect, incidental, consequential or otherwise arising out of or in connection with this order, the supply of goods whether such damages result from negligence on the part of Commodore its servants or agents or otherwise howsoever.
- (c) Provisions of the Trade Practices Act 1974 and other statutes, rules or regulations for the time being in force in Australia may imply certain conditions or warranties or impose obligations on Commodore which conditions, warranties and obligations cannot, or cannot except to a limited extent, be excluded, restricted or modified by the exclusions contained in paragraph (a) above or elsewhere in this order.

Such exclusions shall apply to the extent but only to the extent permitted by any such statutes, rules or regulations. Further, if conditions or warranties are implied or obligations imposed on Commodore pursuant to such provisions and they cannot be and are not excluded then so far as lawfully permissible the liability of Commodore pursuant thereto shall be limited to one or more of the following as Commodore in its absolute discretion shall decide:

- (a) replacement of the equipment or part thereof, or the supply of equivalent equipment;
- (b) repair of the equipment or part thereof;
- (c) the payment of the cost of replacing the equipment or of acquiring equivalent equipment;
- (d) the payment of the cost of having the equipment repaired.

COMMODORE BUSINESS MACHINES PTY. LTD. is a subsidiary of COMMODORE ELECTRONICS LTD.